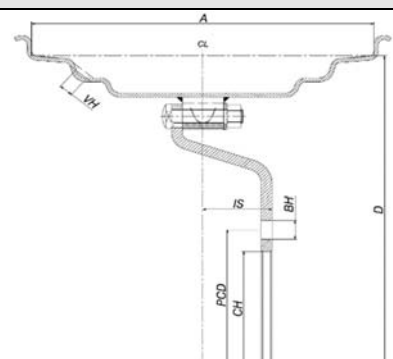
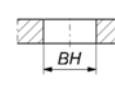
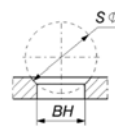
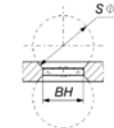
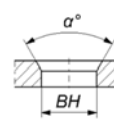
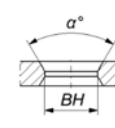


TECHNICAL WHEEL QUESTIONNAIRE

OHV Adjustable Tubeless Agricultural Wheel

GENERAL INFORMATION			
Vehicle Manufacturer:		Customer P/N:	
Equipment Type:		Model:	
Axle Information:		Driven Wheel:	<input type="checkbox"/> No / <input type="checkbox"/> Yes
Notes:			

GENERAL WHEEL INFORMATION					
D - Wheel ϕ [in.]:					
A - Wheel Width [in.]:					
IS - Inset [mm]: <small>[at delivery]</small>					
Further Inset [mm]:	-				
CH - Center Hole ϕ :					
PCD Bolt Hole [mm]:					
Number of Bolt Holes:					
Type of Bolt Holes:	 <input type="checkbox"/>	 <input type="checkbox"/>	 <input type="checkbox"/>	 <input type="checkbox"/>	 <input type="checkbox"/>
BH - Hole ϕ [mm]:					
Countersink:	-	$S\phi =$	mm	$\alpha =$	$^{\circ}$
Notes:					

FURTHER SPECIFICATIONS / REQUIREMENTS			
Additional Holes:	<input type="checkbox"/> No	<input type="checkbox"/> Yes	Valve Hole Dia. [mm]:
Type of Add. Hole:			Used Type of Valve:
No. & Diameter:		/ mm	Valve Guard Required:
PCD Add. Holes:		mm	Valve Guard Type:
Ventilation Holes:	<input type="checkbox"/> No	<input type="checkbox"/> Yes	Evenness Flange Area:
Type of Vent. Hole:			Run Out Lateral:
No. of Vent. Holes:			Run Out Radial:
Size of Holes [mm]:			Match Point required:
Notes:			

WHEEL STAMPING		
<input checked="" type="checkbox"/>	Manufacturer Name:	
<input checked="" type="checkbox"/>	Manufacturer P/N:	
<input checked="" type="checkbox"/>	Manufacturer Country:	Made in
<input checked="" type="checkbox"/>	Manufacturing Date:	WW/YY (Week/Year)
<input checked="" type="checkbox"/>	Wheel Size (Dia., Width, Inset):	
<input type="checkbox"/>	Customer Name:	
<input type="checkbox"/>	Customer P/N:	
<input type="checkbox"/>		

WHEEL LOADS			
Load per Wheel [kg]:		km/h	
Load per Wheel [kg]:		km/h	
Load per Wheel [kg]:		km/h	
Used Tire Sizes:			
Notes:			

PAINTING			
Permitted Process:	<input type="checkbox"/> Wet Paint <input type="checkbox"/> Powder Paint		
Paint Color:		Acc. Spec.:	
Paint Color:		Acc. Spec.:	
Paint Color:		Acc. Spec.:	
Required Thickness:			
Notes:			

ADDITIONAL QUESTIONS		
1.	Is the constructed space limited by other components?	<input type="checkbox"/> No / <input type="checkbox"/> Yes
1a.	The definition of the available space / constructed space is attached to this questionnaire?	<input type="checkbox"/> No / <input type="checkbox"/> Yes
2.	Are there any customer requirements (Technical, Quality, Logistic) to be considered?	<input type="checkbox"/> No / <input type="checkbox"/> Yes
2a.	If yes, are the customer requirements attached to this questionnaire:	No / Yes
3.		

ADDITIONAL INFORMATION	
Author:	Name / Company / Phone / E-Mail
CU Technical Contact :	Name / Phone / E-Mail